

Evolve™ Duna

Duna LED is a decorative luminaire of truncated cone design using LED technology up to 88W with symmetrical and asymmetrical distribution.

Applications

- Parks, gardens Square lighting
- Residential and pedestrian walking lighting

Specification Features

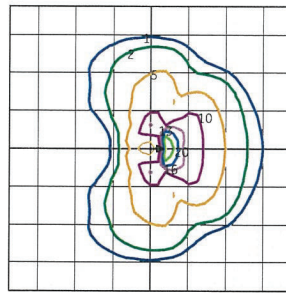
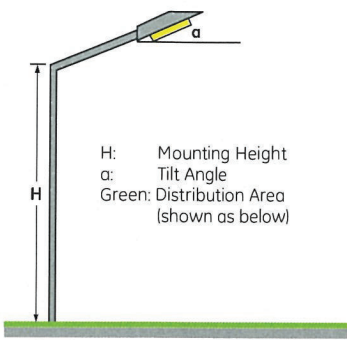
- Die-cast aluminum housing
- Utilizes high brightness LEDs, both 5600k & 4100k are available
- CE certificate, suitable for wet location
- IP65 rated for optical assembly
- Meets ANSI 2G vibration standards
- Ideal mounting height 4~8m
- System rating is 50,000 hours @ L85
- Ambient temperature: -40~40°C



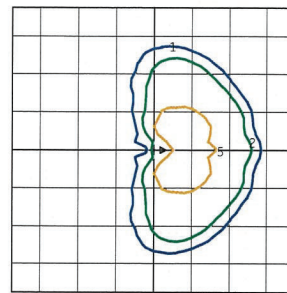
GE imagination at work

Photometric Data

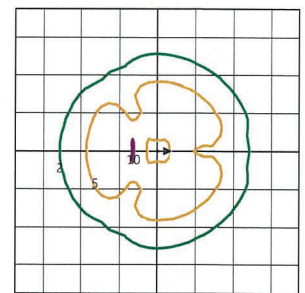
(For H=6m $\alpha=0^\circ$ grid dimension=6m)



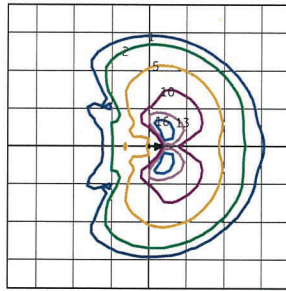
Asymmetric wide 4100K



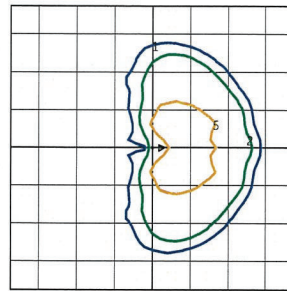
Asymmetric Forward 4100K



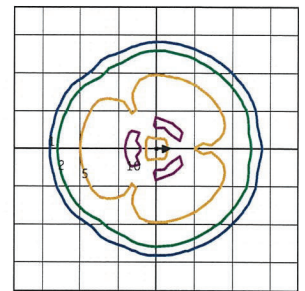
Symmetric 4100K



Asymmetric wide 5600K

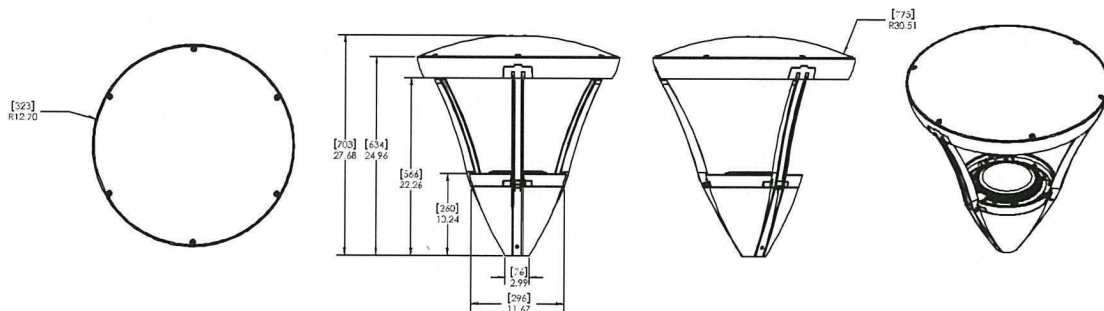


Asymmetric Forward 5600K



Symmetric 5600K

Dimensions



unit: mm

Ordering Description

| SKU Code | SKU Description | CCT | initial Lumens | Photometry Distribution | System Power (W) | Fixture Color | Net weight(kg) | Package weight (Kg) | Certificate |
|----------|------------------|-------|----------------|-------------------------|------------------|---------------|----------------|---------------------|-------------|
| 339003 | DUNA LED ASY3/41 | 4100K | 4000 | Asymmetric Wide | 88 | GRIS OXYDON | 14.1 | 17.9 | CE |
| 339004 | DUNA LED ASY3/57 | 5600K | 4400 | Asymmetric Wide | 88 | GRIS OXYDON | 14.1 | 17.9 | CE |
| 339005 | DUNA LED ASY4/41 | 4100K | 2000 | Asymmetric Forward | 63 | GRIS OXYDON | 14.1 | 17.9 | CE |
| 339006 | DUNA LED ASY4/57 | 5600K | 2200 | Asymmetric Forward | 63 | GRIS OXYDON | 14.1 | 17.9 | CE |
| 339001 | DUNA LED SYM5/41 | 4100K | 4000 | Symmetric | 88 | GRIS OXYDON | 14.1 | 17.9 | CE |
| 339002 | DUNA LED SYM5/57 | 5600K | 4400 | Symmetric | 88 | GRIS OXYDON | 14.1 | 17.9 | CE |